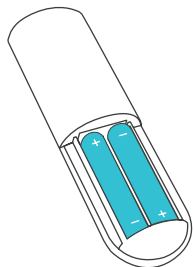
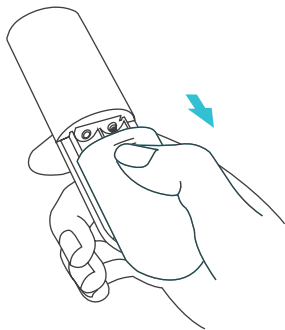


初次使用前 Before First Use

1. 打开电池盖，按正负极指示正确安装电池

Open the battery cover and place the batteries in right direction.



2. 在应用商店中搜索“Comper 健康”或直接访问

www.comper.com/cn/App 下载 App

Download the Comper Health app from App Store or Google Play. The app can also be downloaded by going directly to www.comper.com/en/App.



Comper Health


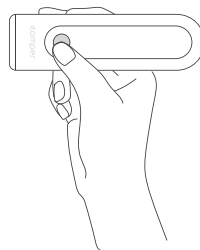
3. 打开 App, 确保移动端蓝牙处于开启状态

Launch the app. Keep Bluetooth on.



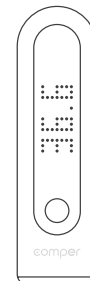
4. 打开额温计，按照 App 提示完成设备绑定

Turn the thermometer on and follow the in-app prompts to connect.



5. 额温计现已成功连接移动端，打开 App 数据将自动同步至移动端，您可以随时查看与分享

Your thermometer is now successfully connected to your mobile device. Open the app to automatically sync data to your mobile device, you can review and share the data anytime.



ComperHealthcare

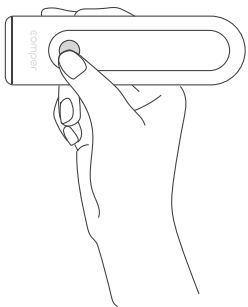
有任何产品或健康问题，请搜索并添加微信公众号“ComperHealthcare”获取实时帮助

额温测量

Measure on Forehead

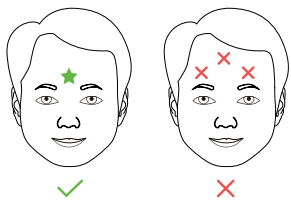
1. 短按按键开机，“哔”声后设备可以开始测量

Press the button to turn on the thermometer. You will hear a beep when the thermometer is ready to take a temperature.



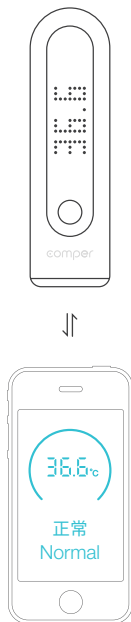
2. 确保测温探头对准额头眉间，紧贴皮肤！短按按键测量

Place the forehead thermometer against the skin, which is the center of the forehead area between the eyebrows. Then press the button to measure.



3. “哔...”声后通过设备屏幕或者 App 查看体温

Read the temperature on the device display or on the App after a long beep.



常见问题

FAQ

1. 如何了解平均正常体温？

当家人在早晨、白天和晚上身体健康时，测量他们的体温，以了解家人的“平均正常体温”，这有助于准确诊断发烧。

How to know average normal temperature?

Take your families temperature when they are well at morning, during the day and at night to know their "average normal temperature". This is a helpful way to accurately diagnose a fever.

2. 怎么切换 °C 和 °F？

在 App 设置中可选择 °C 或 °F，设备连接 App 后可完成单位切换。

How to switch °C and °F?

Choose °C or °F on the settings of Comper App, the unit switch will be finished after the device link to the App.

3. 如何关机？

待机 60s 后自动关机。

How to turn off the device?

The device will power off automatically without operation for 60s.

4. 为什么出现 Err？

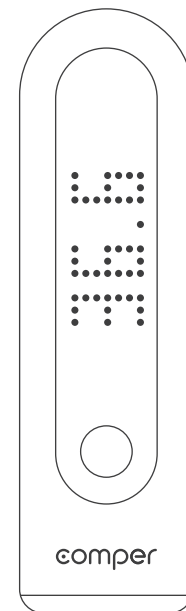
当环境温度小于 10°C 或大于 40°C，设备会提示 Err。

Why Err appears?

When the operation temperature is lower than 10°C or higher than 40°C, the Err will appear.

快速操作手册

Quick Start Guide



Smart Forehead Thermometer